

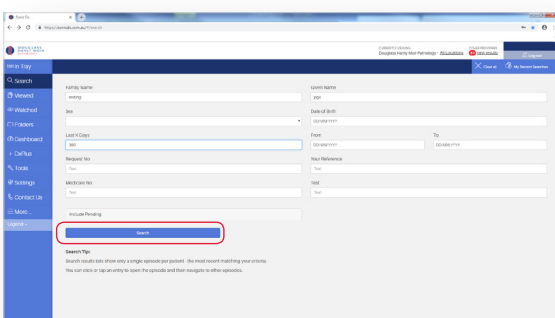


Securely email genetic reports to patients

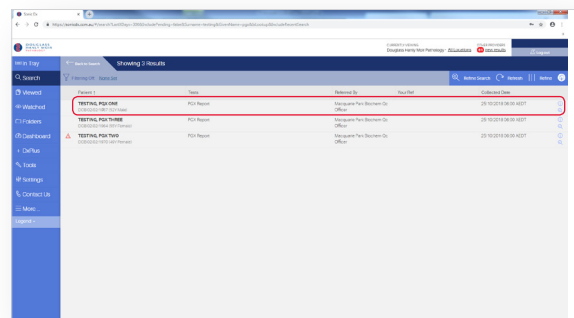


Sonic Dx is the perfect way to securely email genetic reports to your patients, without sharing your own email address.

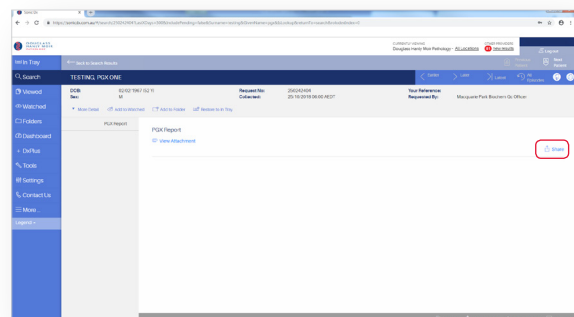
1 Open Sonic Dx on your desktop or handheld device. Click on **'Search'** and paste in the laboratory request number or enter the patient's name. Please ensure that the 'Last X Days' field is adjusted to include the date of the test.



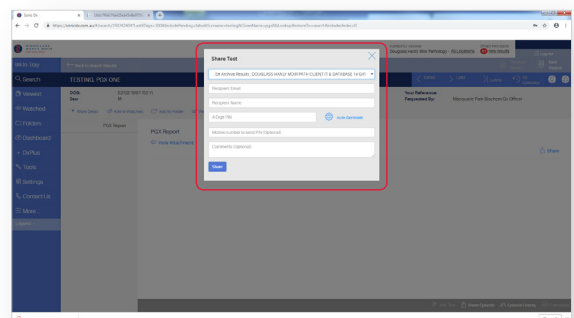
2 Open the report.



3 Click on the **'Share'** option on the right hand side of the **'genetic report'** heading, e.g. PGx Report.



4 Enter the patient's email address, a PIN number and their mobile phone number (optional). Your patient will need this PIN to access their summary.



5 Sonic Dx will send the patient a link to their PDF summary, which they can securely download after entering the PIN number created in Step 4.