



Harmony Prenatal Test

Practice Management Software Template for Best Practice

How to request the Harmony Prenatal Test through Best Practice

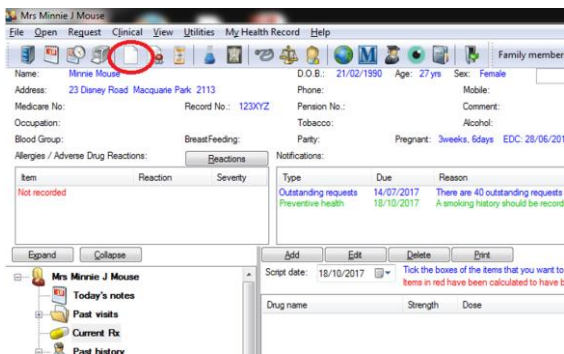
We are pleased to be able to provide a built-in template for our Non-invasive Prenatal Test Request Form.

This means you can now access the Non-invasive Prenatal Test Request Form within Best Practice, populate with patient details and print off forms, just as you would with standard pathology requests.

To load templates, open patient record:

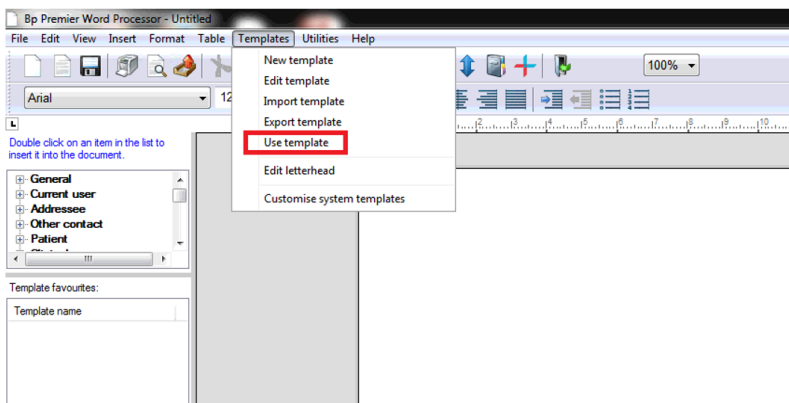
Step 1:

Create new letter



Step 2:

Click on Templates → Use Template

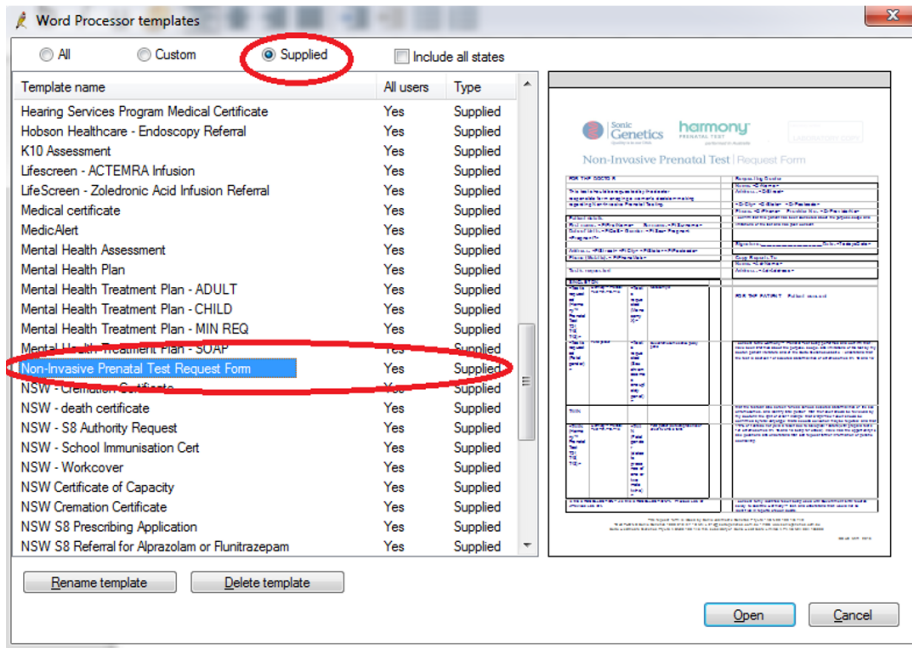


Harmony Prenatal Test

Practice Management Software Template for Best Practice

Step 3:

Select supplied radio button → NIPT Request Form



Correct at time of printing. Any changes to the software made by the vendor may result in changes to the above procedure for utilising this template. For further assistance, please contact info@sonicgenetics.com.au