

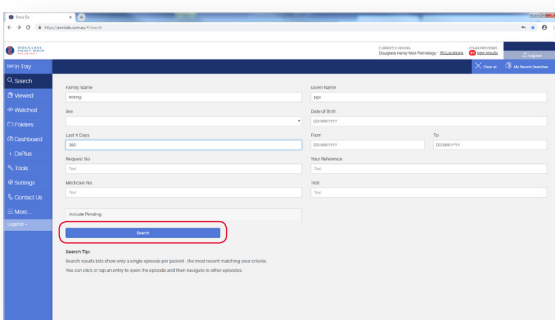


Securely email genetic reports via Sonic Dx

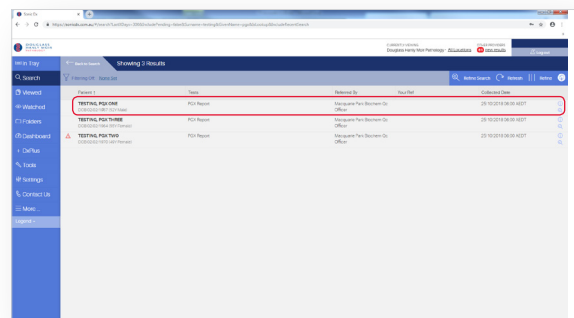


Sonic Dx is the perfect way to securely email genetic reports to your patients or other healthcare providers, without sharing your own email address.

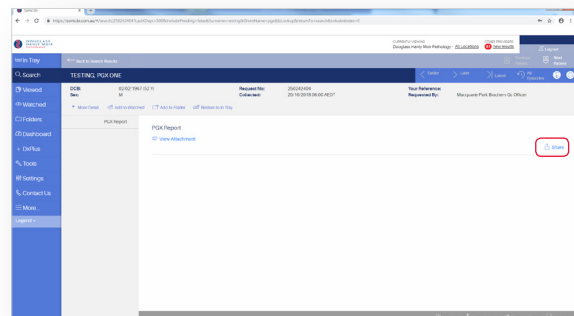
1 Open Sonic Dx on your desktop or handheld device. Click on 'Search' and enter the laboratory request number or the patient's name. Please ensure that the 'Last X Days' field is adjusted to include the date of the test.



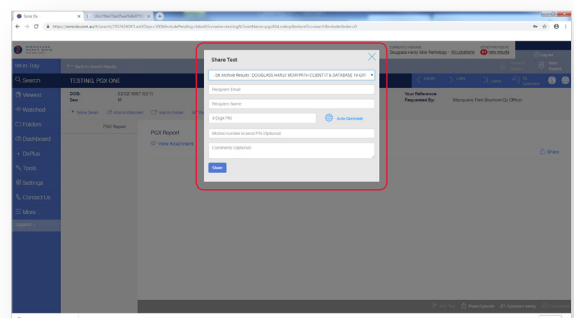
2 Open the report.



3 Click on the 'Share' option on the right hand side of the 'genetic report' heading, e.g. PGx Report.



4 Enter the recipient's email address, a PIN number and their mobile phone number (optional). The recipient will need this PIN to access their copy of the report.



5 Sonic Dx will send the recipient a link to the PDF report, which they can securely download after entering the PIN number created in Step 4.