

Beacon expanded carrier screening

Practice management software template for Medical Director

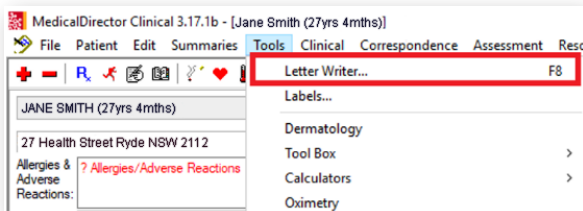
How to request Beacon expanded carrier screening through Medical Director

We are pleased to be able to provide a built-in template for our Beacon expanded carrier screening request form.

This means you can now access the Beacon expanded carrier screening form within Medical Director, populate with patient details and print off a request form, as you would with standard pathology requests.

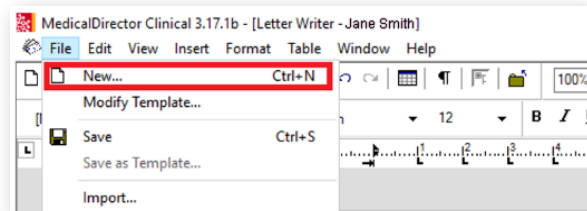
Step 1

Open patient file. Click on Tools → Letter Writer.



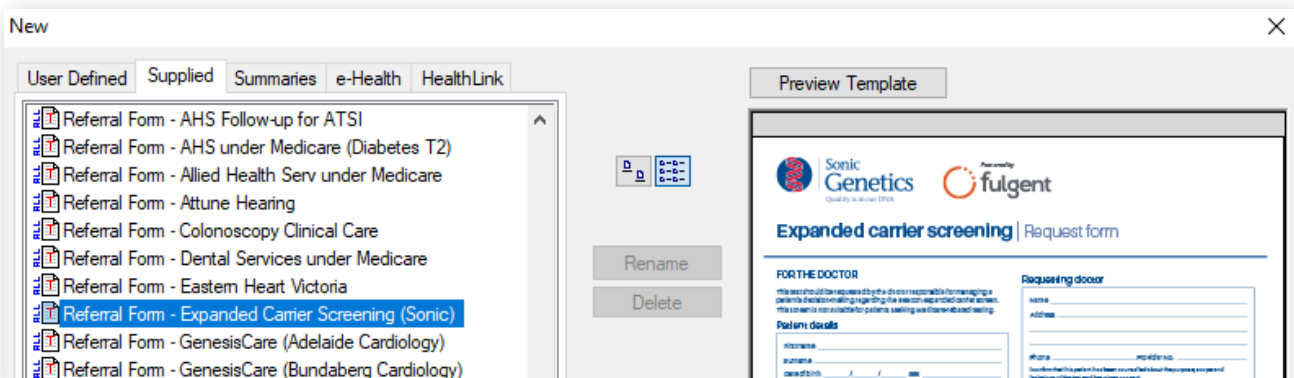
Step 2

Click on File → New.



Step 3

Select tab, 'Supplied' → Referral form - Expanded carrier screening (Sonic)



Correct at time of printing. Any changes to the software made by the vendor may result in changes to the above procedure for utilising this template. For further assistance, please contact Client IT at your local Sonic Healthcare pathology provider.