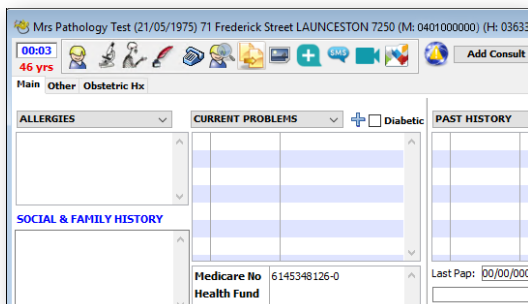


Requesting NIPT via Genie

A built-in template is available for our non-invasive prenatal test (NIPT) request form. Accessible within Genie, the form can be populated with patient details and printed using the same process as standard pathology requests.

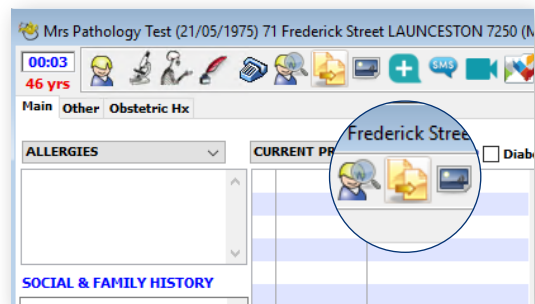
Step 1

Open patient file.



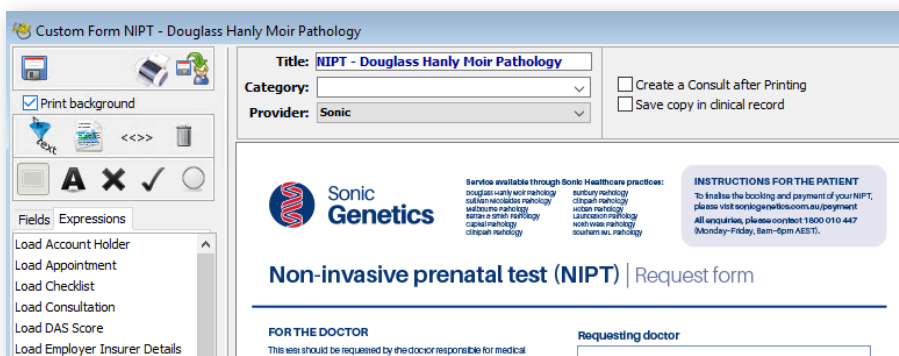
Step 2

Click on letter icon in the patient file.



Step 3

Select NIPT with your local Sonic pathology laboratory and open (please note if template is not stored, please follow adjacent instructions).



To download template:

Download the template first via Special → Software Updates → Forms → Request → NIPT with your local Sonic pathology laboratory.

This is only required to be performed once.

Correct at time of printing. Any changes to the software made by the vendor may result in changes to the above procedure for utilising this template. For further assistance, please contact Client IT at your local Sonic pathology practice.