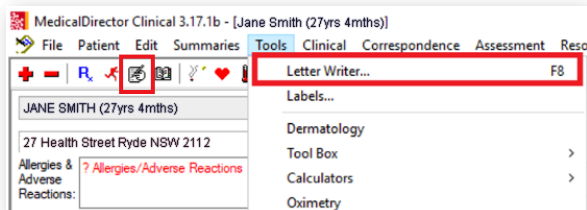


# Requesting expanded carrier screening via Medical Director

A built-in template is available for our expanded carrier screening (Beacon) request form. Accessible within Medical Director, the form can be populated with patient details and printed using the same process as standard pathology requests.

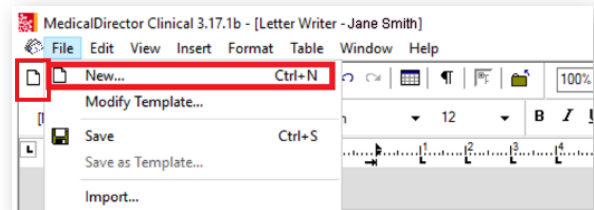
## Step 1

Open patient file. Click the Letter Writer icon or select Tools → Letter Writer.



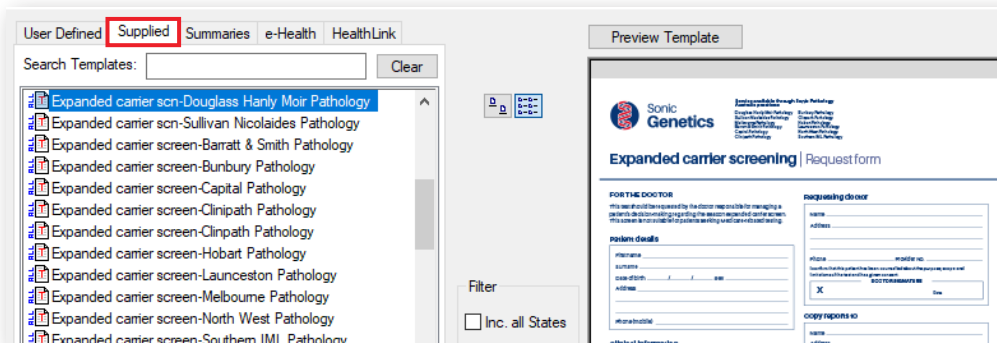
## Step 2

Click the New Page icon or select File → New.



## Step 3

Select tab, 'Supplied'. Scroll down to expanded carrier screening and select your local Sonic Pathology laboratory.



You will be prompted to select or enter a 'Select Addressee' for a copy doctor. You can cancel this option. Most fields will be auto-filled. Please manually complete the remainder.

Correct at time of printing. Any changes to the software made by the vendor may result in changes to the above procedure for utilising this template. For further assistance, please contact Client IT at your local Sonic Pathology practice.